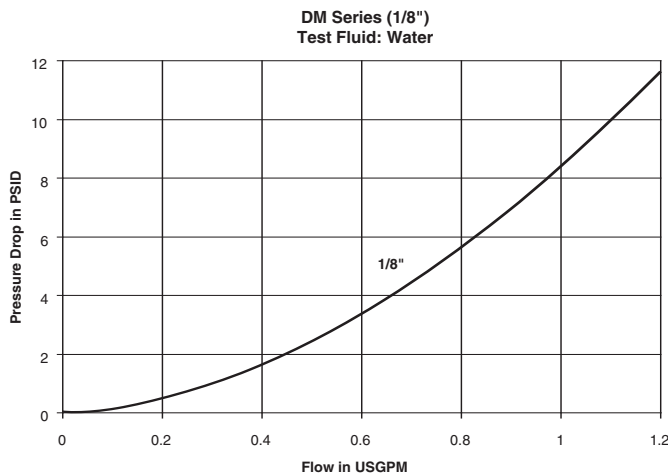




### Features

- Parker DM Series offer double shut-off valving and push-to-connect operation in a small envelope size.
- They are constructed of nickel plated brass and are available in 1/8" body size only.
- Standard seals are Fluorocarbon, but other seal material is available upon request. See the Coupling Selection and Ordering Information Guide at the beginning of Section A and the Fluid Compatibility Chart at the end of this catalog for optional materials.

### Performance



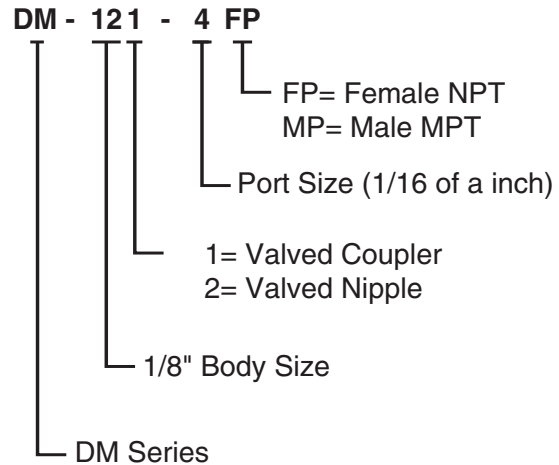
### Applications

Typical applications include dental equipment, lubrication equipment, fluid transfer and coolant lines.

### Specifications

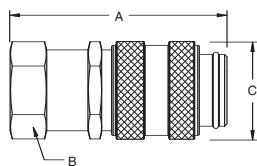
Body Size (in.)	1/8"
Temperature Range	-15°F to +400°F
Rated Pressure	250 PSI
Locking Device	5 Balls
Rated Flow (GPM)	0.8

### How To Order



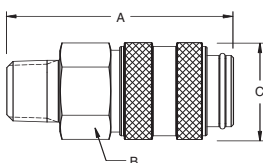
### Couplers

#### Female Pipe Thread



Body Size (in.)	New Part No.	Old Part No.	Thread Size NPTF	Dimensions (in.)			Largest Diameter	Wt. (LB) P/Price
				Overall Length	Hex Size	Hex Size		
				A	B	C		
1/8	DM-121-2FP	CDM02-2-2Y	1/8-27	1.42	0.55	0.63	.06	
1/8	DM-121-4FP	CDM02-2-4Y	1/4-18	1.81	0.67	0.78	.10	

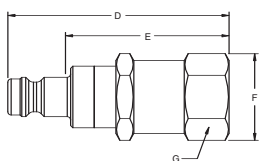
#### Male Pipe Thread



Body Size (in.)	New Part No.	Old Part No.	Thread Size NPTF	Dimensions (in.)			Largest Diameter	Wt. (LB) P/Price
				Overall Length	Hex Size	Hex Size		
				A	B	C		
1/8	DM-121-2MP	CDM01-2-2Y	1/8-27	1.50	0.55	0.63	.06	
1/8	DM-121-4MP	CDM01-2-4Y	1/4-18	1.61	0.55	0.63	.07	

### Nipples

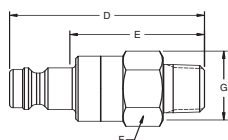
#### Female Pipe Thread



Body Size (in.)	New Part No.	Old Part No.	Thread Size NPTF	Dimensions (in.)				Largest Diameter	Wt. (lb) P/Price
				Overall Length	Exposed Length*	Hex Size	Hex Size		
				D	E	F	G		
1/8	DM-122-2FP	NDM02-2-2Y	1/8-27	1.56	1.03	0.55	0.63	.05	
1/8	DM-122-4FP	NDM02-2-4Y	1/4-18	1.97	1.44	0.67	0.78	.09	

\* This dimension represents the portion that is exposed when a nipple is inserted into a Parker DM Series coupler.

#### Male Pipe Thread



Body Size (in.)	New Part No.	Old Part No.	Thread Size NPTF	Dimensions (in.)				Largest Diameter	Wt. (lb) P/Price
				Overall Length	Exposed Length*	Hex Size	Hex Size		
				D	E	F	G		
1/8	DM-122-2MP	NDM01-2-2Y	1/8-27	1.65	1.12	0.55	0.63	.05	
1/8	DM-122-4MP	NDM01-2-4Y	1/4-18	1.77	1.24	0.55	0.63	.06	

\* This dimension represents the portion that is exposed when a nipple is inserted into a Parker DM Series coupler.