



**Features**

The Parker 5000 Series coupling features:

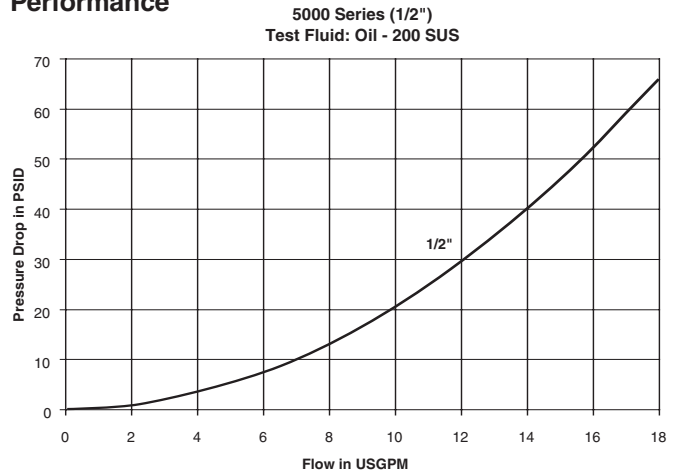
- Two-piece coupler body that permits operation while one or both halves are under pressure as well as when there is no pressure in either half.
- Connect under pressure by unscrewing the valve body until two or three threads are visible.
- Nipple can be inserted and locked into the coupler without opening either valve. (Use a wrench to thread the valve body back into the coupler, the valves are opened against internal pressure. If internal pressure makes manual disconnect difficult, unscrewing the valve body from the coupler will permit the valves to close, thereby relieving internal pressure and allowing manual operation of the ball-locking sleeve.)

**Applications**

The Parker 5000 Series is an economical coupling that is a threaded union and can be connected under pressure with tools. For applications that require a coupling to be connected under-pressure and where tools can be used to make the connection, the 5000 Series coupling should be considered.

**Note:** Protective dust plugs and caps play a crucial role in the life of a quick coupling and no purchase of a hydraulic quick coupling is complete without the selection of an appropriate dust plug and cap. See pages noted in Table of Contents for dust plugs and caps for the Parker full line of hydraulic couplings.

**Performance**



**Specifications**

Body Size (in.)	1/2
Rated Pressure (PSI)	2500
Rated Flow (GPM)	12
Temperature Range (std seals)	-40° to +250°F

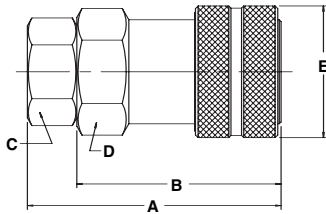
# Hydraulic Quick Couplings

## Connect Under Pressure Couplings 5000 Series

### Coupler



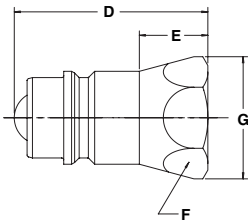
Body Size (in.)	Part No. Steel	Thread Size NPTF	Overall Length	Dimensions (in.)				Largest Diameter	Wt. (LB.) P/Piece
				Length	Wrench Flats	Wrench Flats			
			A	B	C	D	E		
1/2	5050-4	1/2-14	2.88	2.32	1.06	1.25	1.52	2.58	



### Nipple



Body Size (in.)	Part No. Steel	Thread Size NPTF	Dimensions (in.)		Overall Length	Exposed Length	Hex Size	Largest Diameter	Wt. (LB.) P/Piece
			ORB						
				D	E	F	G		
1/2	8010-4	1/2-14	—	1.95	1.09	1.06	1.23	0.20	
1/2	8010-15	—	3/4-16	2.06	1.20	1.06	1.23	0.20	
1/2	8010-16	—	7/8-14	2.05	1.18	1.06	1.23	0.20	



### Replacement Parts 5000 Series

Body Size (in.)	1/2
O-Rings - Nitrile	50001-211-0260

B Hydraulics