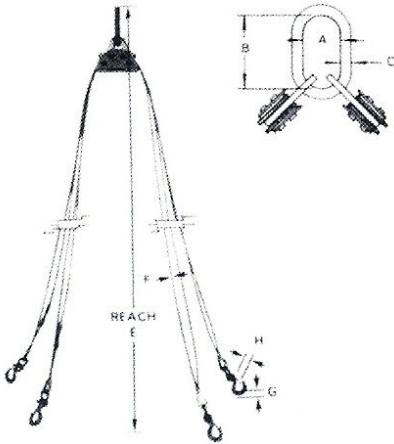


Load Leveling Slings & Positioners

Model AL4 - Adjust-A-Leg® Four Point Lift



Patent No. 2,919,949

PRODUCT FEATURES:

- Allows crane hook to be directly over center of gravity in unbalanced or non-symmetrical four point lifts.
- Quickly adjusts to center of gravity.
- Can be locked into place for constant lifts.
- Can be used in conjunction with box type spreader beams.
- Ideal for use in rigging applications and machinery moving.
- Designed and manufactured to ASME B30.20 and B30.9.

SPECIFICATIONS

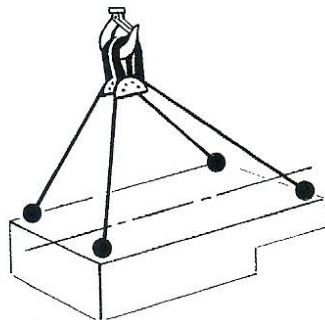
Model Number	Rated Capacity (tons) with legs @45° off horizontal*	E Standard Reach (ft.)	F Rope Size (in.)	Top Assembly Dimensions (inches)			Alloy Steel Hooks Dimensions with safety latches			Anchor Shackle Size (in.)	Weight (lbs.)
				A	B	C	Size (tons)	H (in.)	G (in.)		
54-2	2	4	5/16	3	6	5/8	1 1/2	1 1/16	27/32	1/2	18
54-4	4	6	5/16	3 1/2	7	1	1 1/2	1 1/16	27/32	5/8	45
54-8	8	9	7/16	3 1/2	7	1	5	1 1/2	1 3/8	5/8	70
54-12	12	9	9/16	4 3/8	8 3/4	1 1/4	7	1 7/8	1 11/16	1 1/8	170
54-16	16	9	5/8	5 1/2	10 1/2	1 1/2	7	1 7/8	1 11/16	1 1/8	210
54-24	24	9	3/4	6	12	1 3/4	11	2 1/4	2 1/8	1 1/4	345
54-30	30	9	7/8	7	14	2	NO HOOKS FURNISHED			1 1/4	410
54-44	44	9	1 1/8	7	14	2	NO HOOKS FURNISHED			1 3/4	770
54-56	56	9	1 1/4	8	16	2 1/2	NO HOOKS FURNISHED			1 3/4	850
54-72	72	12	1 1/2	9 1/2	16	2 3/4	NO HOOKS FURNISHED			2	980
54-100	100	15	1 3/4	10	20	3 1/4	NO HOOKS FURNISHED			2	1180
54-150	150	20	2 1/4	14	22	4 1/2	NO HOOKS FURNISHED			3	3600

Reach calculation — approx. 70% distance between pick up points (diagonally).

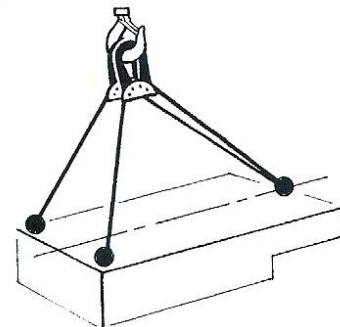
*Unit must be loaded with at least 10% of rated capacity.

Operation

Many ways to use Model AL4 Adjust-A-Leg® Four Point Lifts



To achieve balance in one plane and stability in another in a four point lift.



To achieve balance in one plane and stability in another in a three point lift.